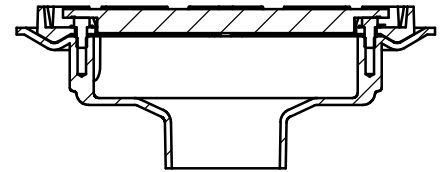
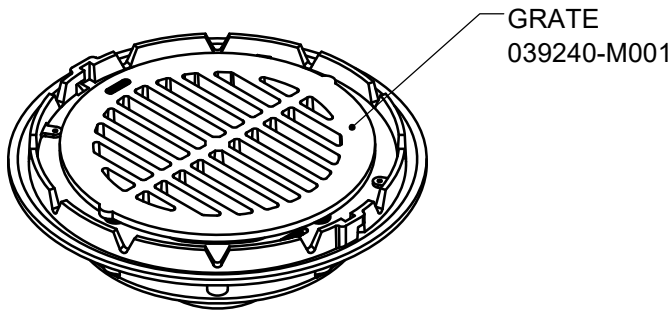


**SPECIFICATION:**

**ROOF DRAIN**  
21500 FLAT GRATE OPTIONS

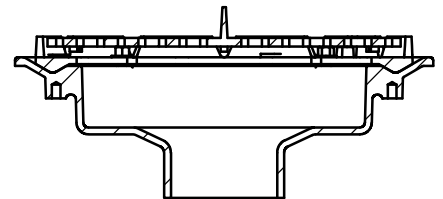
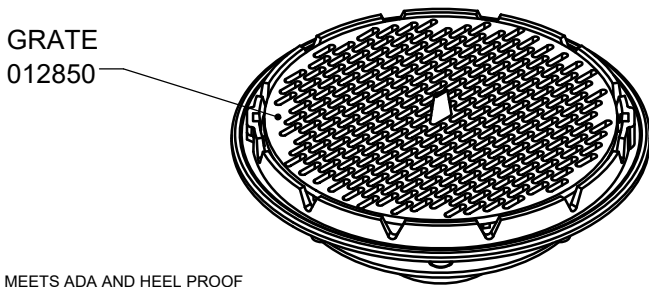
SEE 21500 SUBMITTAL FOR MORE DETAIL AND OPTIONS.

**21500-FG,**  
SERIES **21500-FG2, 21500-FG3**



**JOSAM 21500-FG**

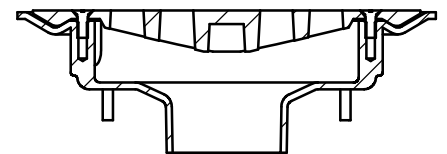
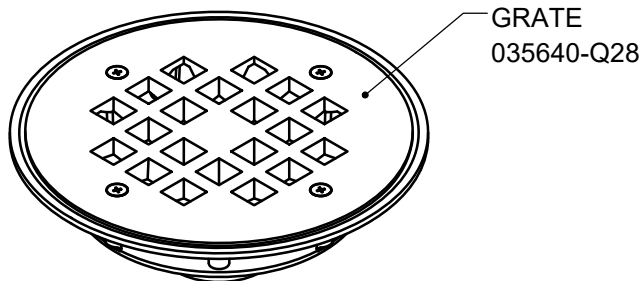
COATED CAST IRON DRAIN, FLAT GRATE, WEJLOC NON-PUNCTURING CLAMP RING WITH INTEGRAL GRAVEL STOP, LARGE SUMP WITH WIDE ROOF FLANGE AND BOTTOM OUTLET.



MEETS ADA AND HEEL PROOF  
REQUIREMENTS

**JOSAM 21500-FG2 (WAS -Q244)**

COATED CAST IRON PLAZA DRAIN WITH ROUND TOP, LIGHT DUTY LOOSE SET GRATE, WEJLOC CLAMP RING, LARGE SUMP BODY AND BOTTOM OUTLET.



**JOSAM 21500-FG3 (WAS -Q28)**

COATED CAST IRON ROOF DRAIN FLAT GRATE WITH INTEGRAL FLASHING CLAMP, LARGE SUMP WITH WIDE ROOF FLANGE AND BOTTOM OUTLET CONNECTION.

WARNING: Cancer and Reproductive Harm - www.P65Warnings.ca.gov

DATE OF LAST CHANGE: 08/26/22

DIMENSIONS ARE SUBJECT TO MANUFACTURERS  
TOLERANCES AND CHANGE WITHOUT NOTICE.  
WE CAN ASSUME NO RESPONSIBILITY FOR  
USE OF SUPERSEDED OR VOID DATA.



NOTES